



Illinois Heartland Library System

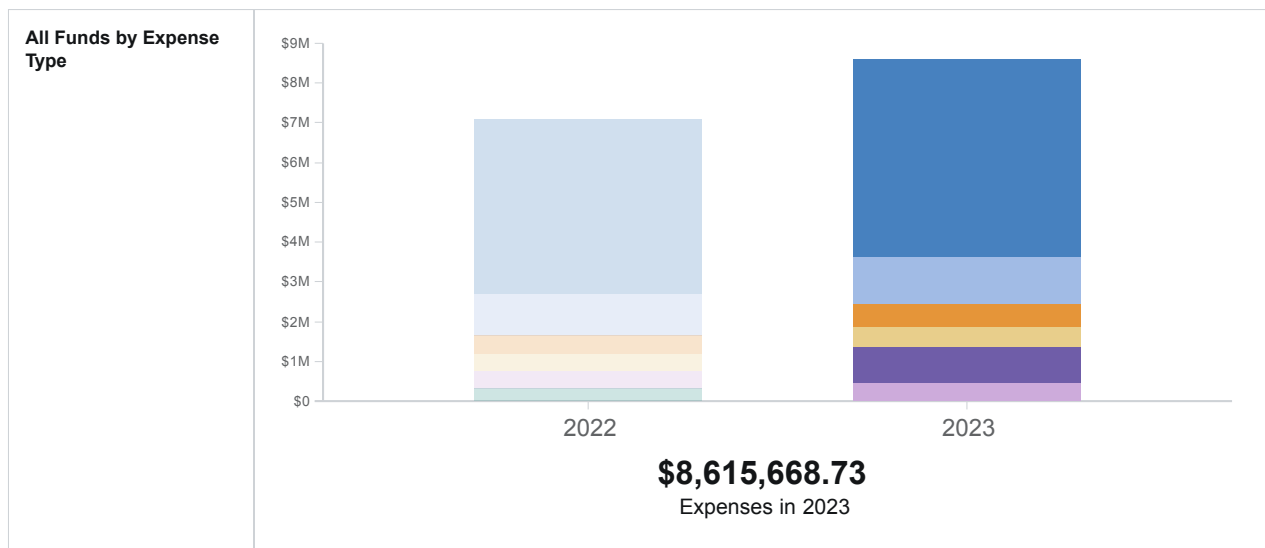
Fiscal Year 2023 Budget Narrative

July 1, 2022 - June 30, 2023



FY2023 Budget Narrative

Stepping forth into our 12th year as an organization, Illinois Heartland Library System (IHLS) continues to seek opportunities to refine our current services and develop innovative techniques to further meet the needs of our members. Areas of focus for FY2023 include additional opportunities for member networking and continuing education; advocacy for member libraries; and our unwavering commitment to the core services of resource sharing, delivery, and library automation.



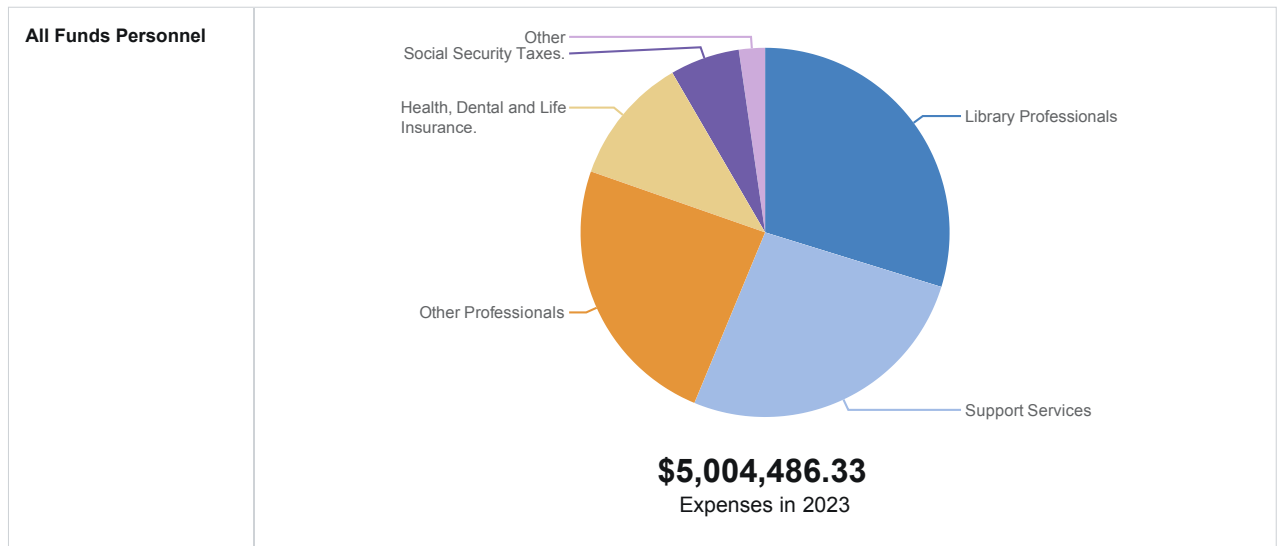
The proposed FY2023 budgets were developed to align with the planned activities in our operational plan. These activities support the Illinois statutory priorities of library administration, resource sharing, bibliographic access, consulting and continuing education, and delivery. The major planned activities include:

- Increasing outreach to school libraries and public library trustees, including the development of a trustee training program using funds from the Library Trustee Training grant through the Illinois State Library.
- Enhancing services offered to member libraries through eResources, [McNaughton Books Subscription](#), and the [Solus](#) app.
- The return of in-person travel ensures staff will receive necessary support for site visits, networking opportunities, and continuing education. Staff are better equipped to build expertise in different areas of

librarianship, enhancing their training skills, building and sustaining professional relationships, and keeping current with-library marketplace trends.

- Grants Consultant to explore funding options for additional member services.
- End of Enterprise partnership purchasing and managing fleet internally.
- Investigating the benefits and cost of an Automatic Material Handler (AMH) system
- Repairs and maintenance on buildings, including phase three of Edwardsville remodel

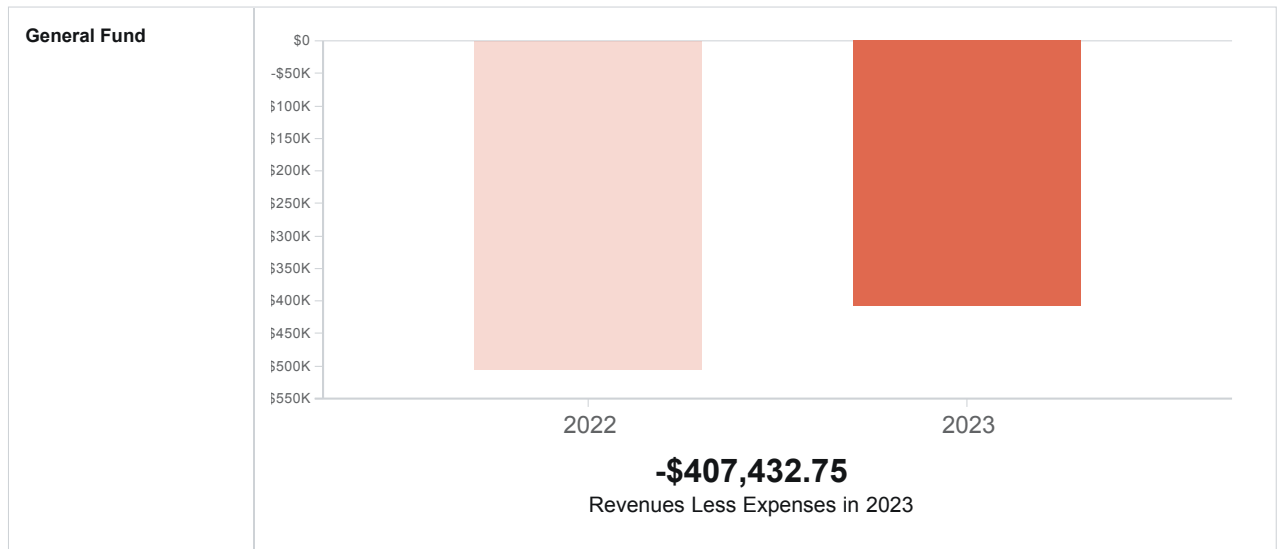
Personnel



The largest component of our budget is Personnel. This accounts for 58% of our total budget. Our staff are the backbone in the development and implementation of our organizational goals.

- All positions, including Library Professionals, Other Professionals, and Support Services, are projected with an increase of 4% of wages. The Support Services includes adjustments in the General Fund budget due to compliance with the Illinois minimum wage law and the IHLS board approved starting wage of couriers to \$15 per hour. The staff members at the maximum of their salary range will receive a bonus in lieu of the hourly/salary increase.
- Social Security Taxes are projected at 7.65%.
- Unemployment Insurance is projected at .6345% of the first \$12,960 wages earned per worker.
- Worker's Compensation Insurance is projected with an increase of 4%.
- Retirement Benefits projected for staff members who are estimated to work more than 1,000 hours in FY2023. The projected rate is .87% for CY2022 and .96% for CY2023.
- Health insurance is projected at a 10% increase for CY2023. Dental, Vision, Accidental Death, and Life Insurances will remain flat to CY2022, due to a two-year rate lock at renewal.
- Other Fringe Benefits includes an employee referral program. Retention & Wellness includes labor law posters, memorials, retirement bricks, and holiday gatherings.
- Training & Professional Development include the annual IHLS staff day and professional development trainings.
- Temporary Help includes coverage for staff while out on unplanned leave. Recruiting includes job postings, fit for duty exams, background, and drug screens.

General Fund Budget Narrative



The General fund budget has a projected deficit of \$407,433 and this will be covered by the operating fund balance. This balance is derived from the accumulation of previous years' revenue over expenditures balances. The largest factors for the deficit this fiscal year include the minimum wage impact and adjustment of courier starting hourly wage, two additional staff members (Membership Coordinator and Project Coordinator), cost per gallon increase in fuel charges, a grants contractor, and planned building improvements.

Revenues

The General fund projected revenues of \$4,265,250 are mainly comprised of the System Area and Per Capita Grant (SAPG) \$3,920,000 and the state-wide Illinois Library Delivery Services (ILDS) \$255,168. The SAPG revenue includes a proposed increase of \$519,300 over FY2022. Other items included are: IHLS Member Day vendor support, investment income, member training revenue, CMC grant, Library Trustee training grant, OCLC grant Administration Fees, and E-Rate Funding.

Expenses

Personnel

General fund includes increases from the Illinois minimum wage and the IHLS board approved starting wage of couriers to \$15 per hour. Also proposed are two additional staff members, a Membership Coordinator with Continuing Education focus (budgeted to start January 2023) and a Project Coordinator (25% General fund and 75% Library Trustee Training grant allocation), and benefits for vacant courier positions to move from part-time to full-time. Training and Development includes an all staff day, staff training, and organizational development opportunities. IHLS receives \$659,722.21 in federal Library Services & Technology Act (LSTA) funding. This portion of funding will be utilized to help support the delivery personnel budget.

Building & Grounds

General fund projected expenses represent the rent expense at the Carbondale location; utilities at three locations (Carbondale, Champaign, and Edwardsville); building and ground maintenance at two locations (Champaign and Edwardsville); custodial services at two locations (Champaign and Edwardsville); and property insurance at three locations (Carbondale, Champaign, and Edwardsville).

Vehicle Expenses

General fund projected expense for fuel is increased over FY2022 based on a combination of FY2022 actuals and industry forecasting. Vehicle insurance is projected based on coverage for 30 vehicles. The vehicle leasing

amounts reflect the current leased vehicles with Enterprise Fleet Management.

Travel, Meetings, and Continuing Education for Staff & Board Members

General fund expense components are travel and registration for staff and board members to attend conferences, advocacy events, board member training, and staff meetings.

The travel and registration include staff attendance at the following conferences: The Association for Rural and Small Libraries (ARSL) Conference, Midwest Digital Marketing Conference, Association for Library Service to Children (ALSC), Illinois Library Association (ILA) Conference, Library Marketing & Communications Conference, Association of Illinois School Library Educators (AISLE) Conference, LibLearnX, Innovative Users Group (IUG) Conference, Youth Service Institute, ILA Marketing Forum Mini Conference, Reaching Forward South Conference, Elevate, ILA Trustee Workshop, International Coalition of Library Consortia, Society for Human Resource Management (SHRM) National Conference, Directors University, American Library Association (ALA) Conference, ILA Legislative Breakfast, and Inter-Company travel.

Conferences & Continuing Education Meetings

General fund projection includes public library trustee training, HR Source trainings, and webinar trainings offered to our member libraries. This also includes an IHLS virtual member day in the fall.

Public Relations

General fund projection includes promotional and printed materials and conference sponsorships. The majority of the increase in this category includes IHLS logo vehicle wraps and removal of wraps on surplus vehicles. These activities are planned to continue the networking and advocacy efforts of IHLS.

Liability Insurance

General Fund expenses include projections for General Liability, Commercial Umbrella, Directors and Officers, Crime Coverage Bond, Cyber Liability, Employment Practices, and Treasurer's Bond. These policies renew on July 1, 2022.

Supplies, Postage, & Printing

This budget category includes expenses for computers and software (less than \$5,000), accessories and supplies for equipment, office supplies, postage, delivery supplies, and other supplies. Computer supplies line includes upgrading the current video rooms systems to be compatible with Zoom and Teams meetings. The largest component in the office supplies line includes replacement of furniture in the Edwardsville location and a replacement of a refrigerator at the Champaign location. The projection for delivery supplies includes replacement of tubs, hand trucks, and the replacement of delivery staff IHLS branded apparel.

Telephone and Telecommunications

Included in this budget category are projections associated with monthly cost for telephone, fax, internet, delivery GPS, text alert system, and cell phone services.

Equipment Repair & Maintenance Agreements

Projection includes cost for copiers and maintenance at three locations (Edwardsville, Champaign, and Carbondale).

Professional Services

Expenses include projections for legal, accounting, consulting, and contractual staff. This includes contracted staff for grant opportunities for IHLS and member libraries.

Contractual Services

General fund expenses include projections for information service costs and other contractual services. This includes an additional update to the new IHLS website, and the design plans and movers for the Edwardsville remodel.

Professional Membership Dues

Include staff and institutional professional membership dues.

Miscellaneous

General fund bank fees and accounts payable checks.

Net Pass Through

General fund expenditures on behalf of member libraries that will be reimbursed.

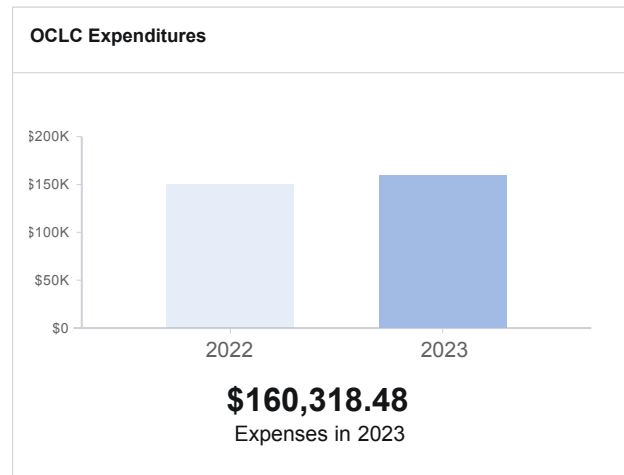
Inter-Company Transfers

General fund annual contribution to SHARE Fund projection of \$300,000.

Special Revenue Fund Cataloging Maintenance Center Budget Narrative



Special Revenue Fund Online Computer Library Center Budget Narrative



Revenues

CMC Fund revenues reflect the Cataloging Maintenance Center grant from the Illinois State Library.

Expenses

Personnel

Includes additional Catalogers - one part-time and three full-time. The three full-time are staff members that are assigned to the CARLI project and funded through the SHARE fund in FY2022.

Travel, Meetings, and Continuing Education

The travel and registration include staff attendance at the following conferences: Illinois Library Association (ILA) Conference, Consortia Across Illinois, Resource Sharing Alliance (RSA) Day, Reaching Forward South Conference, Reaching Forward Conference, American Library Association (ALA) Conference, ILA Legislative Breakfast, and Inter-Company travel.

Supplies, Postage, & Printing

Includes expenses for computers and software (less than \$5,000), accessories and supplies for equipment, and office supplies.

Public Relations

Includes booth fees and educational handouts.

Telephone and Telecommunications

Includes monthly cost for telephone and internet.

Revenues

OCLC Fund revenues reflect the Online Computer Library Center grant from the Illinois State Library.

Expenses

Personnel

Includes 1.75 full-time equivalent staff allocated to the OCLC grant.

Supplies, Postage, & Printing

Includes expenses for computers and software (less than \$5,000), accessories and supplies for equipment, and office supplies.

Telephone and Telecommunications

Includes monthly cost for telephone, fax, and internet.

Equipment Repair & Maintenance Agreements

Includes cost for copiers and maintenance at the Edwardsville location.

Professional Services

Includes the FY2022 audit costs.

Contractual Services

Includes Traverse software annual maintenance agreement, Traverse support, and grant administrative fees.

Equipment Repair & Maintenance Agreements

Includes cost for copiers and maintenance at two locations (Edwardsville and Champaign).

Professional Services

Expenses include projections for legal due to changes in temporary employment.

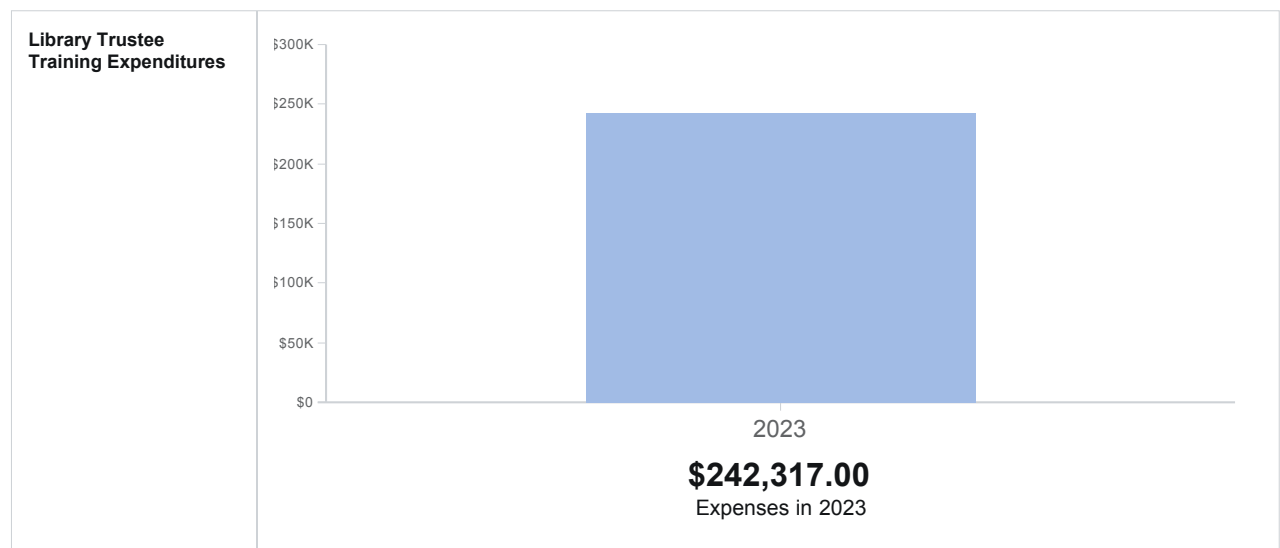
Contractual Services

Includes computer and software online services such as Zoom, Express Scribe, Class-Web, Web-Dewey, RDA Toolkit, and Cataloger's Desktop, and grant administrative fees.

Professional Membership Dues

Includes staff professional membership dues.

Special Revenue Fund Library Trustee Training Budget Narrative



Revenues

The Library Trustee Training fund revenues reflect the proposed Library Trustee Training grant from the Illinois State Library. This is a program that will utilize a learning management system (LMS) to provide training to public library trustees. IHLS staff will partner with consultants and attorneys to develop and create the modules.

Expenses

Personnel

Includes 1.25 full-time equivalent staff of a Project Coordinator and a Membership Coordinator to develop and manage the training program.

Public Relations

Includes business cards and printouts for mailing flyers for promoting the training program.

Supplies, Postage, & Printing

Includes expenses for computers and software (less than \$5,000), accessories and supplies for equipment, and office supplies.

Telephone and Telecommunications

Includes monthly cost for telephone.

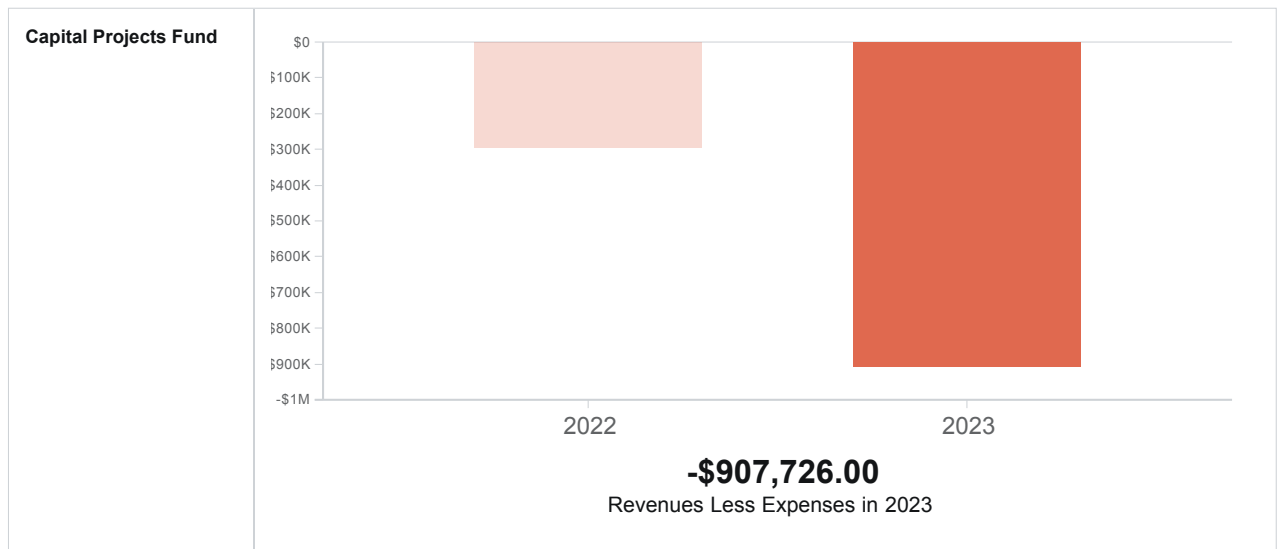
Professional Services

Expenses include projections for legal, consulting, and contractual staff

Contractual Services

Expenses include the tools necessary to develop the platform, survey software, and Zoom.

Capital Projects Fund Budget Narrative



Revenues

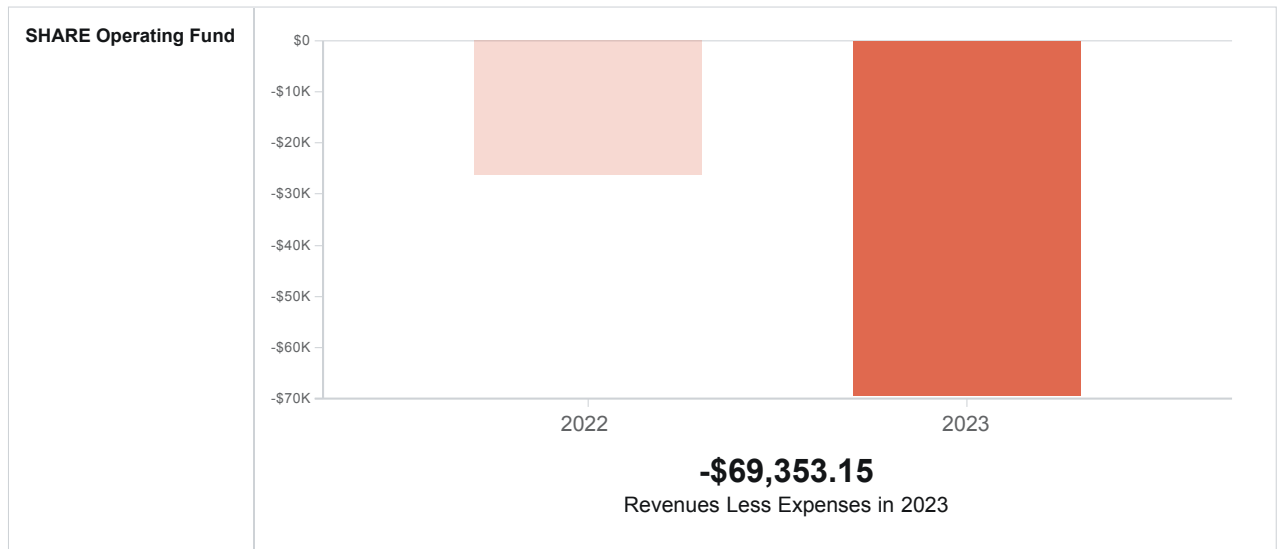
Capital Projects Funds only projected income source is investment income.

Expenses

Capital Projects fund projections include the following:

- Extension of the FY2022 budgeted replacement of a HVAC unit for the server room at the Edwardsville location.
- Replacement of a server at the Carbondale location.
- Third Phase of the remodel project at the Edwardsville location.
- Tuckpointing repairs at the Edwardsville location.
- Roof Replacement at the Edwardsville location.
- Resurfacing and restriping of the asphalt parking lot at the Champaign location.
- Replacement of (8) Delivery Vans and (1) Box Truck.

SHARE Operating Fund Budget Narrative



The SHARE budget has a projected deficit of \$69,353 and this will be covered by the operating fund balance. This balance is derived from the accumulation of previous years' revenue over expenditures balances. The largest factor for the deficit this fiscal year is the budgeted replacement of a part-time position with a full-time position and a new position for an Administrative Assistant.

Revenues

SHARE Fund projected revenues of \$1,863,492 is mainly comprised of fees for services and materials and IHLS Contribution. Other items included are investment income, CMC grant administration fee, and Smart Access Manager (SAM) billing.

Expenses

Personnel

SHARE fund expense includes the replacement of a part-time position with a full-time position and a newly created position for an Administrative Assistant. Training and Development includes staff training and development opportunities

Library Materials

SHARE fund eResources projection is a direct expense of cloud subscription fees and group purchases. This expense is offset by the fees for services and materials revenues. The printed materials projection is a group purchase for McNaughton books and are offset by the fees for services and materials revenues.

Vehicle Expense, Travel, Meetings, and Continuing Education

SHARE fund expense components are travel and registration for staff members to attend conferences, advocacy events, and staff meetings.

The travel and registration include staff attendance at the following conferences: The Association for Rural and Small Libraries (ARSL) Conference, Midwest Digital Marketing Conference, Illinois Library Association (ILA) Conference, Consortia Across Illinois, Association of Illinois School Library Educators (AISLE) Conference, LibLearnX, Innovative Users Group (IUG) Conference, Reaching Forward South Conference, International Coalition of Library Consortia, American Library Association (ALA) Conference, ILA Legislative Breakfast, and Inter-Company travel.

Public Relations

Includes promotional, printed materials, and sponsorships at conferences. This is to continue the networking and advocacy efforts of SHARE.

Supplies, Postage, & Printing

This budget category includes expenses for computers and software (less than \$5,000), accessories and supplies for equipment, office supplies, and postage.

Telephone and Telecommunications

Included in this budget category are projections associated with monthly cost for telephone, fax, internet, and cell phone services.

Equipment Repair & Maintenance Agreements

SHARE fund expense includes cost for copiers and maintenance at three locations (Edwardsville, Champaign, and Carbondale).

Professional Services

Expenses include projections for legal, accounting, and consulting.

Contractual Services

Include projections for information service costs and other contractual services. This includes the annual Polaris fees. This also includes the new Solus App customization fees for member libraries that will be offset by the additional module fee revenues.

Professional Membership Dues

Includes staff professional membership dues.

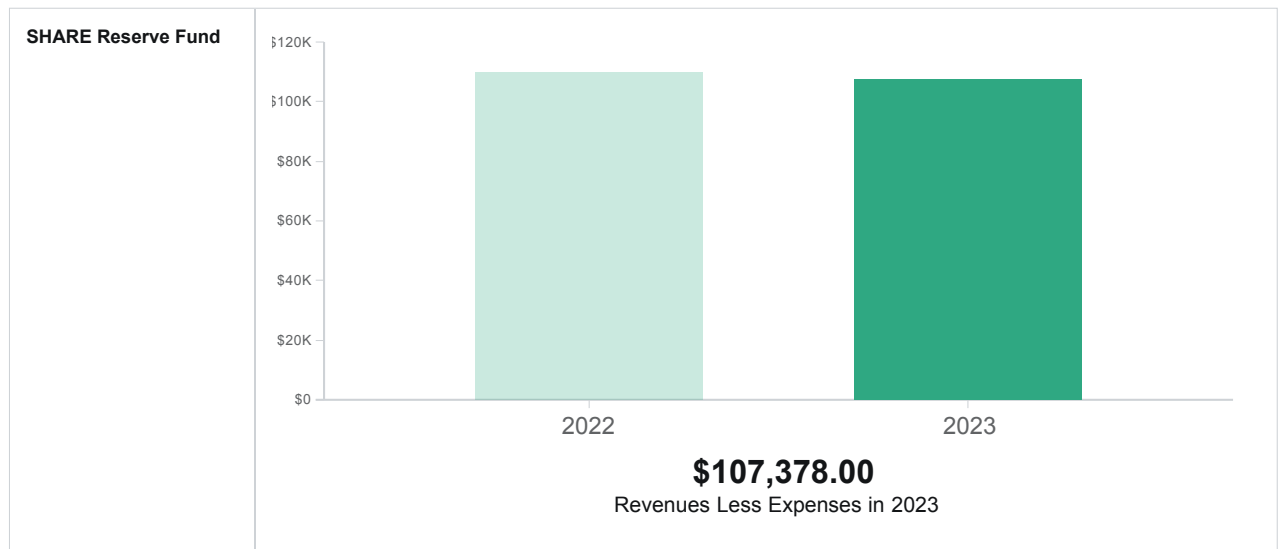
Miscellaneous

Includes monthly PayPal fees.

Inter-Company Transfers

Includes the SHARE fund transfer to SHARE Reserves of \$142,500.

SHARE Reserve Fund Budget Narrative



Revenues

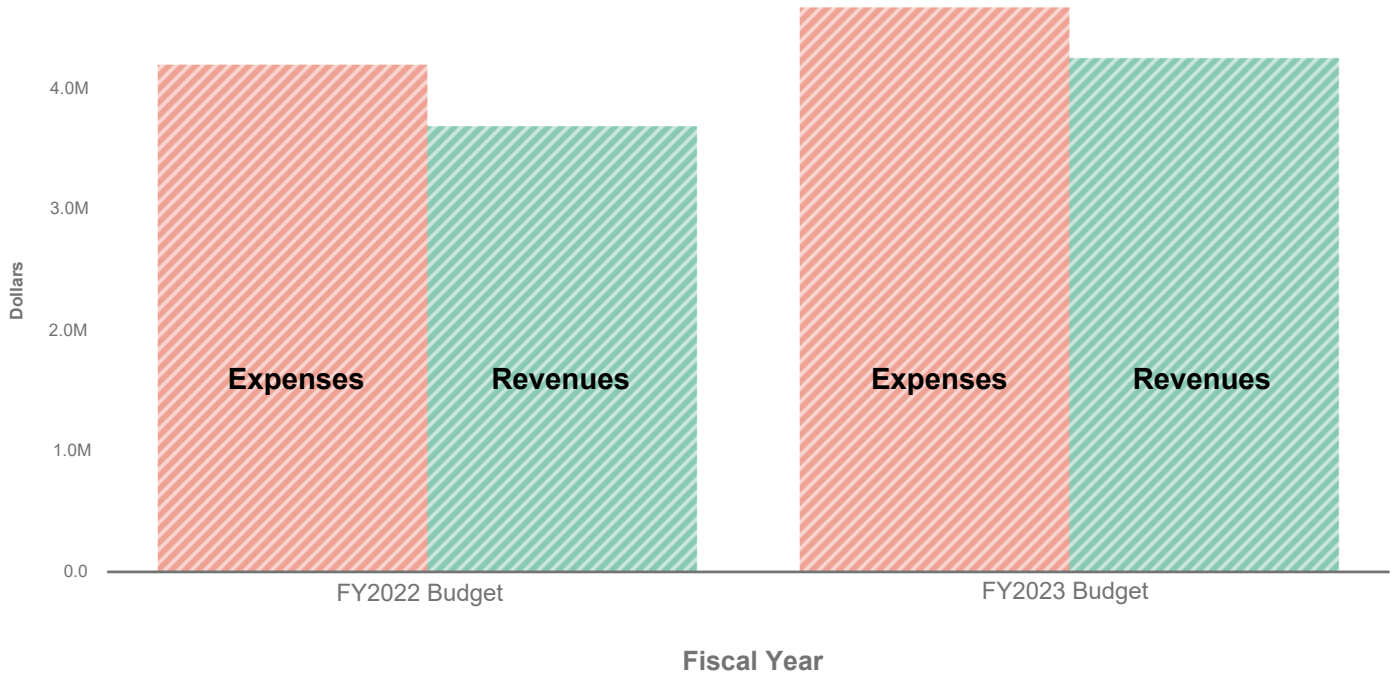
SHARE Reserve Fund projected revenues of \$143,100 includes the transfer of funds from the operating budget and interest income.

Expenses

SHARE Reserve Fund projected expenses of \$35,722 includes the annual fees for the Solus App.

FY2023 General Fund Budget

Visualization



Data filtered by Types, General Fund and exported on April 6, 2022. Created with OpenGov

FY2023 General Fund Budget

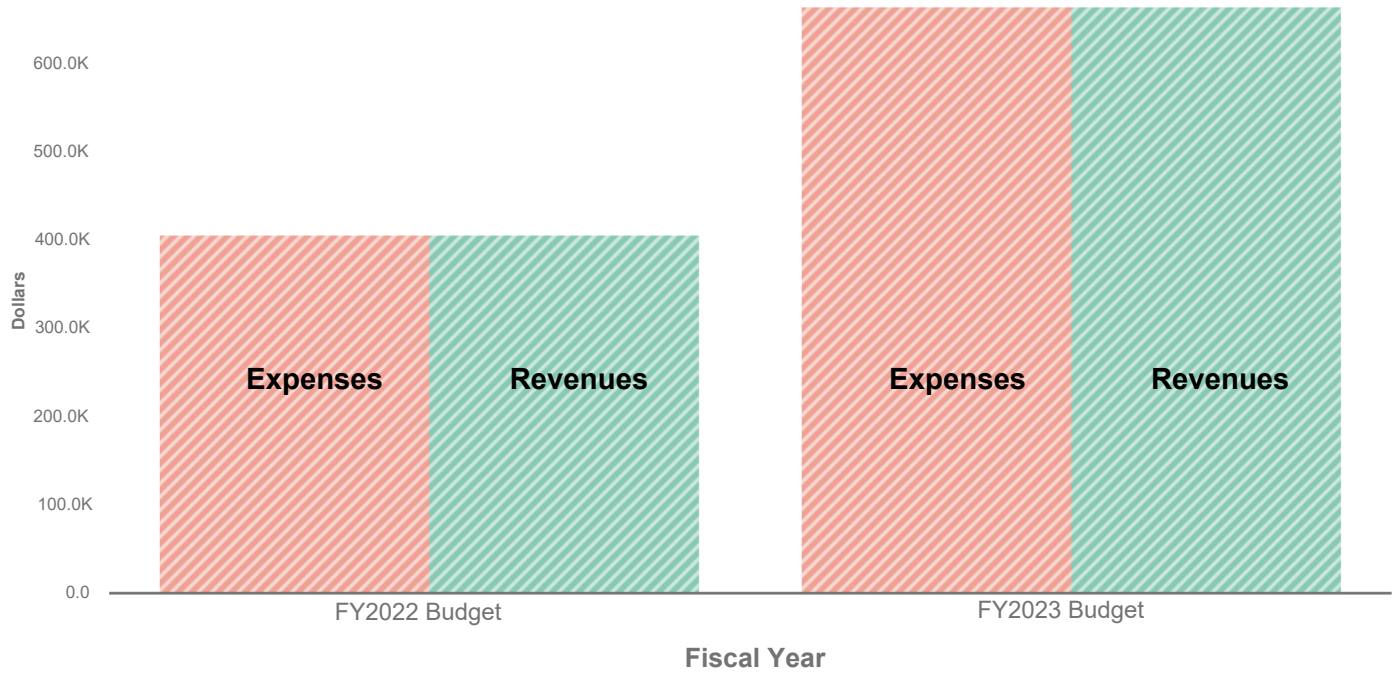
General Fund Budget	FY2022 Budget	FY2023 Budget
▼ Revenues	\$ 3,700,906	\$ 4,265,250
▼ Area and Per Capita	3,400,700	3,920,000
(4000) Area and Per Capita	3,400,700	3,920,000
▼ Other Revenues	29,107	82,743
(4650) Miscellaneous Income	12,275	12,775
(4660) Grant Administration	13,592	66,728
(4675) E-Rate Funding	3,240	3,240
▼ Fees for Services and Materials	267,868	258,818
(4222) ILDS Contract	265,218	255,168
(4315) Member Day	2,650	3,650
▼ Net Pass-Through	1,468	1,468
(4400) Reimbursements	942	942
(4685) Dreamhost	526	526
▼ Investment Income	1,763	2,221
(4500) Interest Income	1,763	2,221
▼ Expenses	4,206,221	4,672,683
▼ Personnel	2,608,537	3,003,445
(5000) Library Professionals	391,510	438,763
(5010) Other Professionals	696,984	823,422
(5020) Support Services	978,141	1,152,063
(5030) Social Security Taxes	156,612	182,454
(5035) Unemployment Insurance	8,652	5,838
(5040) Workers' Compensation	20,261	37,284
(5045) Retirement Benefits (IMRF)	33,046	16,374
(5050) Health, Dental and Life Ins	289,598	314,536
(5055) Other Fringe Benefits	4,634	700
(5057) Retention & Wellness	4,910	4,360
(5058) Training & Professional Development	17,509	20,050

General Fund Budget (continued)	FY2022 Budget	FY2023 Budget
(5060) Temporary Help	2,000	2,000
(5070) Recruiting	4,680	5,600
▼ Building and Grounds	253,826	275,409
(5150) Rent	81,532	81,532
(5160) Utilities	54,451	57,234
(5170) Property Insurance	27,888	31,535
(5180) Repairs and Maintenance	48,020	67,893
(5190) Custodial/Janitorial Srvcs & Supplies	23,995	20,150
(5195) Other Building & Grounds	17,940	17,065
▼ Vehicle Expenses	481,636	555,823
(5200) Fuel	225,293	345,559
(5210) Repairs and Maintenance - Vehicles	50,302	57,875
(5220) Vehicle Insurance	49,570	61,710
(5230) Vehicle Leasing/Rental:Delivery	148,117	82,325
(5240) Vehicle Leasing/Rental:Staff	6,254	6,254
(5245) Other Vehicle Expense	2,100	2,100
▼ Travel, Meetings, & Continuing for Staff & Board Members	69,737	83,393
(5250) Mileage,Gas & Tolls In-State	5,908	8,425
(5255) In-State Travel(Airfare,Train,etc)	126	126
(5260) Meals-In-State	2,804	7,859
(5265) Lodging-In-State	9,556	24,654
(5275) Travel-Out-of-State(Airfare,Train,etc)	6,738	1,668
(5280) Meals-Out-of-State	5,839	3,137
(5285) Lodging-Out-of-State	15,855	7,387
(5290) Registration & Meetings, Other Fees	22,911	30,137
▼ Conferences & Continuing Education Meetings	32,350	32,450
(5300) Conferences & Continuing Edu Mtgs	18,600	21,450
(5315) Member Day Conference	13,750	11,000
▼ Public Relations	24,550	42,486
(5330) Public Relations	24,550	42,486
▼ Liability Insurance	17,949	20,194

General Fund Budget (continued)	FY2022 Budget	FY2023 Budget
(5350) Liability Insurance	17,949	20,194
▼ Supplies, Postage, & Printing	237,190	143,430
(5360) Computer Software & Supplies	49,900	43,350
(5365) Gen'l Office Supplies & Equipment	168,450	82,750
(5370) Postage	1,415	1,080
(5385) Delivery Supplies	14,375	14,400
(5390) Other Supplies	3,050	1,850
▼ Telephone & Telecommunications	34,768	31,902
(5400) Telephone & Telecommunications	34,768	31,902
▼ Equipment Rental, Repair & Maintenance	5,532	6,119
(5455) Equipment Repair & Maintenance	5,532	6,119
▼ Professional Services	45,875	82,950
(5500) Legal	19,000	25,250
(5510) Accounting	11,875	12,700
(5520) Consulting	15,000	10,000
(5530) Contractual Staff	0	35,000
▼ Contractual Services	80,397	78,458
(5550) Information Service Costs	53,436	51,789
(5580) Other Contractual Services	26,961	26,669
▼ Professional Membership Dues	6,707	6,916
(5700) Prof Assoc Membership Dues	6,707	6,916
▼ Miscellaneous	5,700	8,240
(5725) Miscellaneous	5,700	8,240
▼ Net Pass Through	1,468	1,468
(5840) Reimbursement	1,468	1,468
▼ Inter-Company Transfers	300,000	300,000
(5999) Transfer to Other Funds	300,000	300,000
Revenues Less Expenses	\$ -505,315	\$ -407,433

FY2023 CMC Fund Budget

Visualization



Data filtered by Types, Cataloging Maintenance Center and exported on April 6, 2022. Created with OpenGov

FY2023 CMC Fund Budget

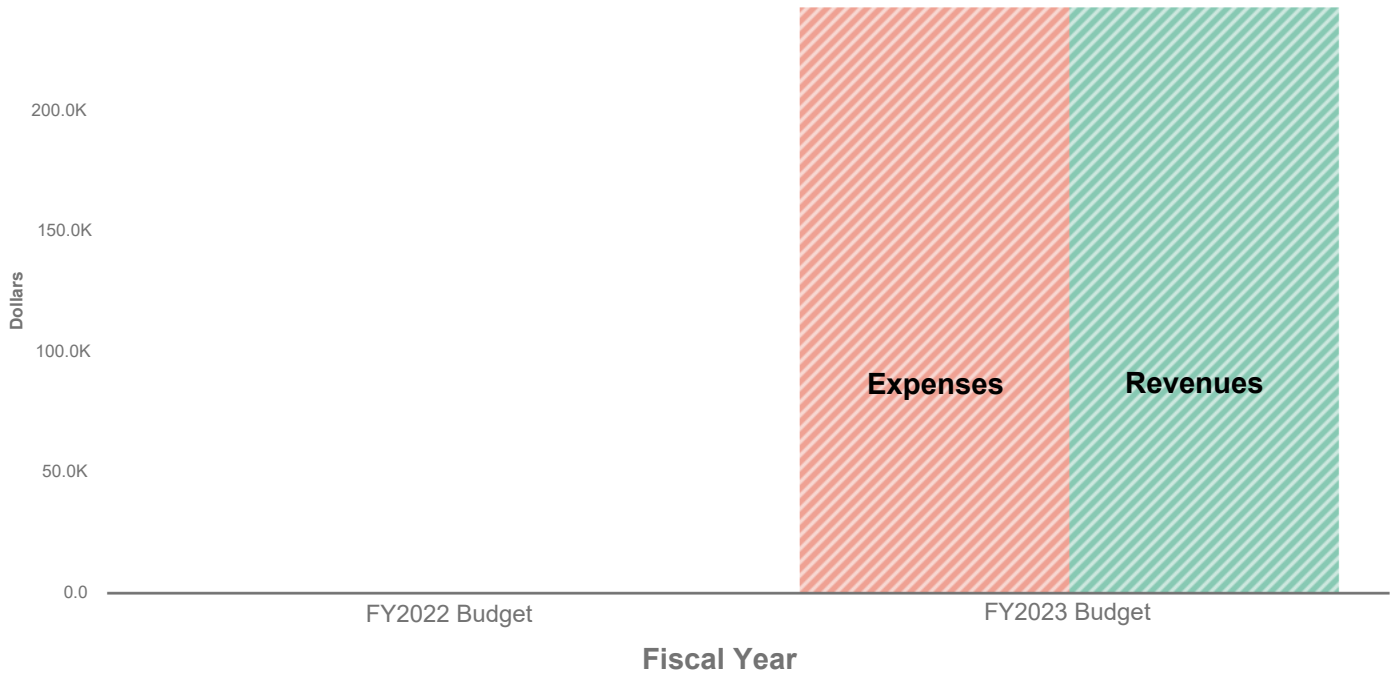
CMC Fund Budget	FY2022 Budget	FY2023 Budget
▼ Revenues	\$ 405,697	\$ 662,783
▼ Special Revenue Funds	405,697	662,783
(4027) CMC	405,697	662,783
▼ Expenses	405,697	662,783
▼ Personnel	355,988	574,936
(5000) Library Professionals	269,622	463,884
(5027) Leave Payoffs-Library Professional	7,508	0
(5030) Social Security Taxes	21,200	35,487
(5035) Unemployment Insurance	772	740
(5040) Workers' Compensation	155	289
(5045) Retirement Benefits (IMRF)	7,914	3,938
(5050) Health, Dental and Life Ins	48,816	70,348
(5070) Recruiting	0	250
▼ Vehicle Expenses	0	550
(5200) Fuel	0	550
▼ Travel, Meetings, & Continuing for Staff & Board Members	1,000	7,660
(5250) Mileage,Gas & Tolls In-State	0	315
(5260) Meals-In-State	0	1,578
(5265) Lodging-In-State	0	4,237
(5290) Registration & Meetings, Other Fees	1,000	1,530
▼ Public Relations	0	1,700
(5330) Public Relations	0	1,700
▼ Supplies, Postage, & Printing	2,600	5,000
(5360) Computer Software & Supplies	2,400	4,800
(5365) Gen'l Office Supplies & Equipment	200	200
▼ Telephone & Telecommunications	3,011	4,837
(5400) Telephone & Telecommunications	3,011	4,837
▼ Equipment Rental, Repair & Maintenance	1,572	1,587

CMC Fund Budget (continued)	FY2022 Budget	FY2023 Budget
(5455) Equipment Repair & Maintenance	1,572	1,587
▼ Professional Services	0	1,000
(5500) Legal	0	1,000
▼ Contractual Services	40,581	64,538
(5550) Information Service Costs	3,700	4,273
(5580) Other Contractual Services	36,881	60,265
▼ Professional Membership Dues	945	975
(5700) Prof Assoc Membership Dues	945	975
Revenues Less Expenses	\$ 0	\$ 0

Data filtered by Types, Cataloging Maintenance Center and exported on April 6, 2022. Created with OpenGov

FY2023 Library Trustee Training Budget

Visualization



Data filtered by Types, Library Trustee Training and exported on April 6, 2022. Created with OpenGov

FY2023 Library Trustee Training Fund Budget

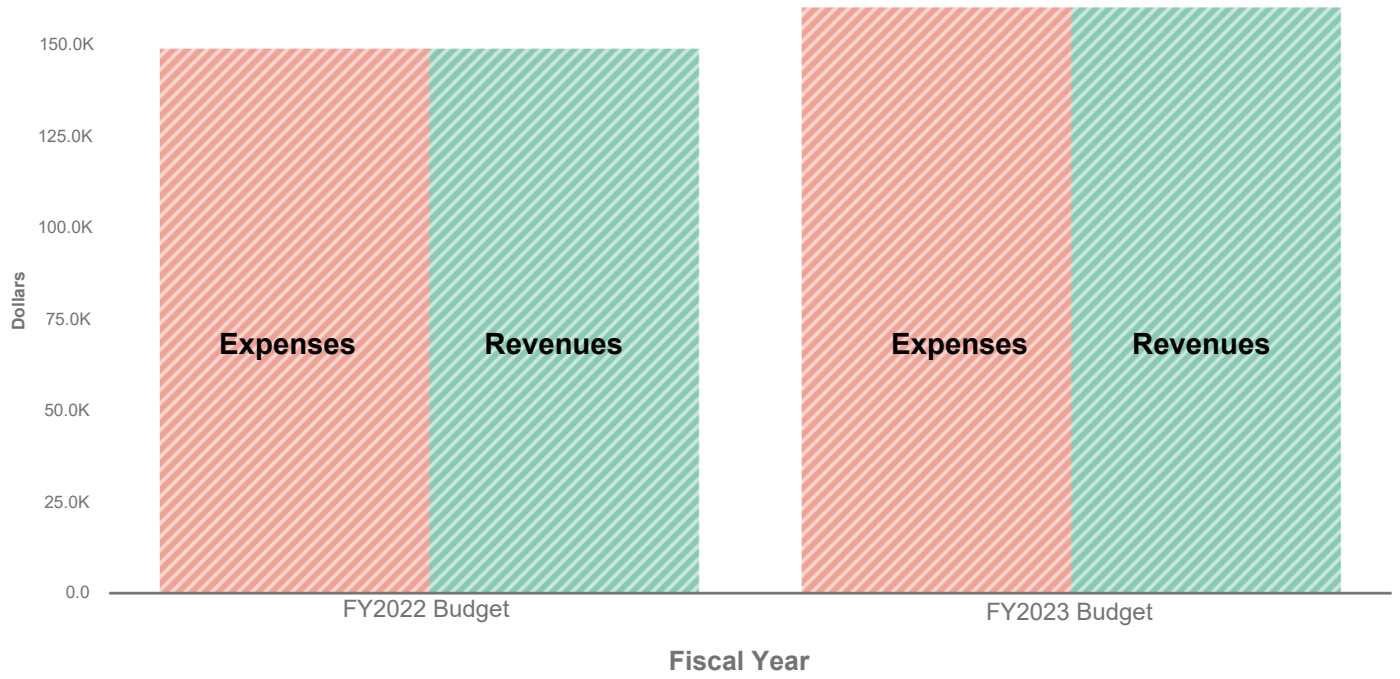
Library Trustee Training Fund Budget	FY2022 Budget	FY2023 Budget
▼ Revenues	\$ 0	\$ 242,317
▼ Special Revenue Funds	0	242,317
(4031) Library Trustee Training	0	242,317
▼ Expenses	0	242,317
▼ Personnel	0	94,361
(5000) Library Professionals	0	36,442
(5010) Other Professionals	0	39,129
(5030) Social Security Taxes	0	5,781
(5035) Unemployment Insurance	0	103
(5040) Workers' Compensation	0	47
(5045) Retirement Benefits (IMRF)	0	680
(5050) Health, Dental and Life Ins	0	11,848
(5070) Recruiting	0	330
▼ Public Relations	0	1,320
(5330) Public Relations	0	1,320
▼ Supplies, Postage, & Printing	0	3,024
(5360) Computer Software & Supplies	0	2,460
(5365) Gen'l Office Supplies & Equipment	0	100
(5370) Postage	0	464
▼ Telephone & Telecommunications	0	384
(5400) Telephone & Telecommunications	0	384
▼ Professional Services	0	75,070
(5500) Legal	0	14,000
(5520) Consulting	0	270
(5530) Contractual Staff	0	60,800
▼ Contractual Services	0	68,158
(5550) Information Service Costs	0	46,130
(5580) Other Contractual Services	0	22,028

Library Trustee Training Fund Budget (continued)	FY2022 Budget	FY2023 Budget
Revenues Less Expenses	\$ 0	\$ 0

Data filtered by Types, Library Trustee Training and exported on April 6, 2022. Created with OpenGov

FY2023 OCLC Fund Budget

Visualization



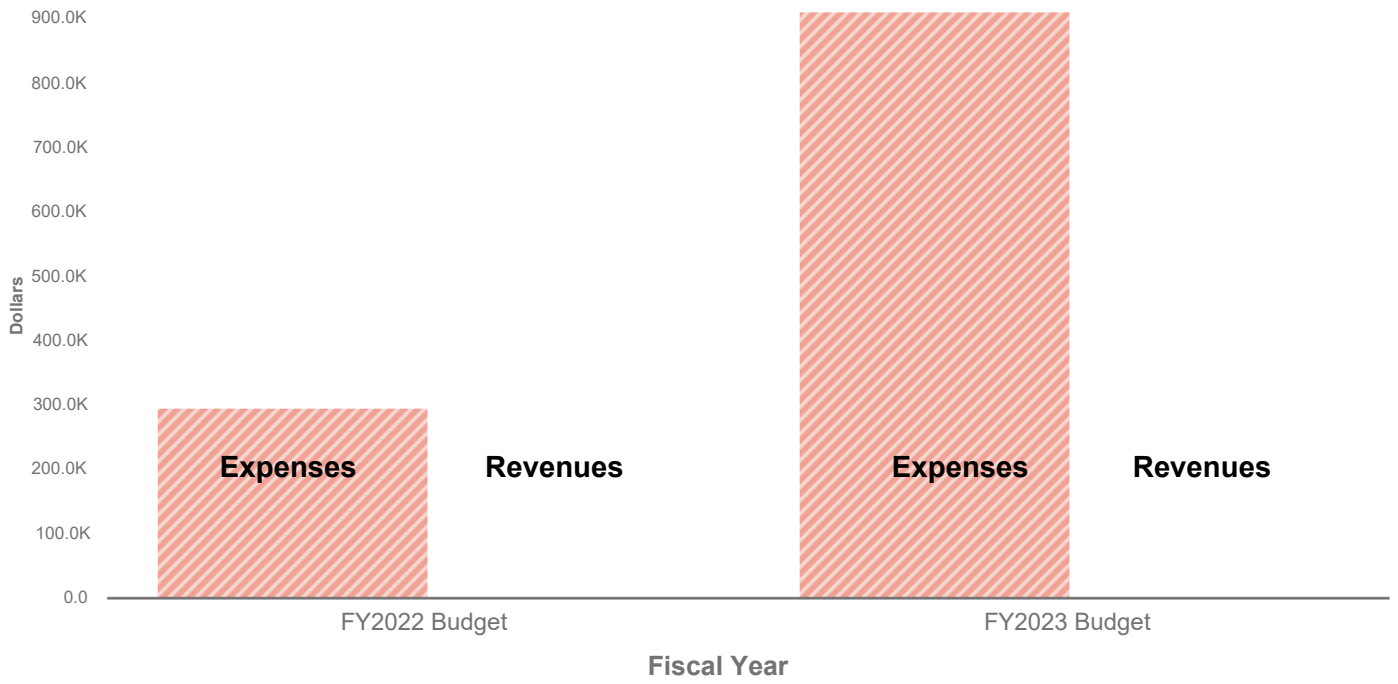
Data filtered by Types, Online Computer Library Center and exported on April 6, 2022. Created with OpenGov

FY2023 OCLC Fund Budget

OCLC Fund Budget	FY2022 Budget	FY2023 Budget
▼ Revenues	\$ 149,513	\$ 160,318
▼ Special Revenue Funds	149,513	160,318
(4032) OCLC	149,513	160,318
▼ Expenses	149,513	160,318
▼ Personnel	123,770	128,268
(5010) Other Professionals	88,270	92,552
(5050) Health, Dental and Life Ins	16,443	16,951
(5020) Support Services	8,471	9,088
(5030) Social Security Taxes	7,401	7,775
(5045) Retirement Benefits (IMRF)	2,127	894
(5058) Training & Professional Development	800	800
(5035) Unemployment Insurance	205	144
(5040) Workers' Compensation	54	63
▼ Contractual Services	16,702	20,026
(5580) Other Contractual Services	13,610	14,592
(5550) Information Service Costs	3,092	5,434
▼ Equipment Rental, Repair & Maintenance	3,200	3,651
(5455) Equipment Repair & Maintenance	3,200	3,651
▼ Supplies, Postage, & Printing	1,525	4,653
(5360) Computer Software & Supplies	800	4,034
(5370) Postage	575	300
(5365) Gen'l Office Supplies & Equipment	150	319
▼ Telephone & Telecommunications	2,841	2,235
(5400) Telephone & Telecommunications	2,841	2,235
▼ Professional Services	1,475	1,485
(5510) Accounting	1,475	1,485
Revenues Less Expenses	\$ 0	\$ 0

FY2023 Capital Projects Fund Budget

Visualization



Data filtered by Types, Capital Projects and exported on April 6, 2022. Created with OpenGov

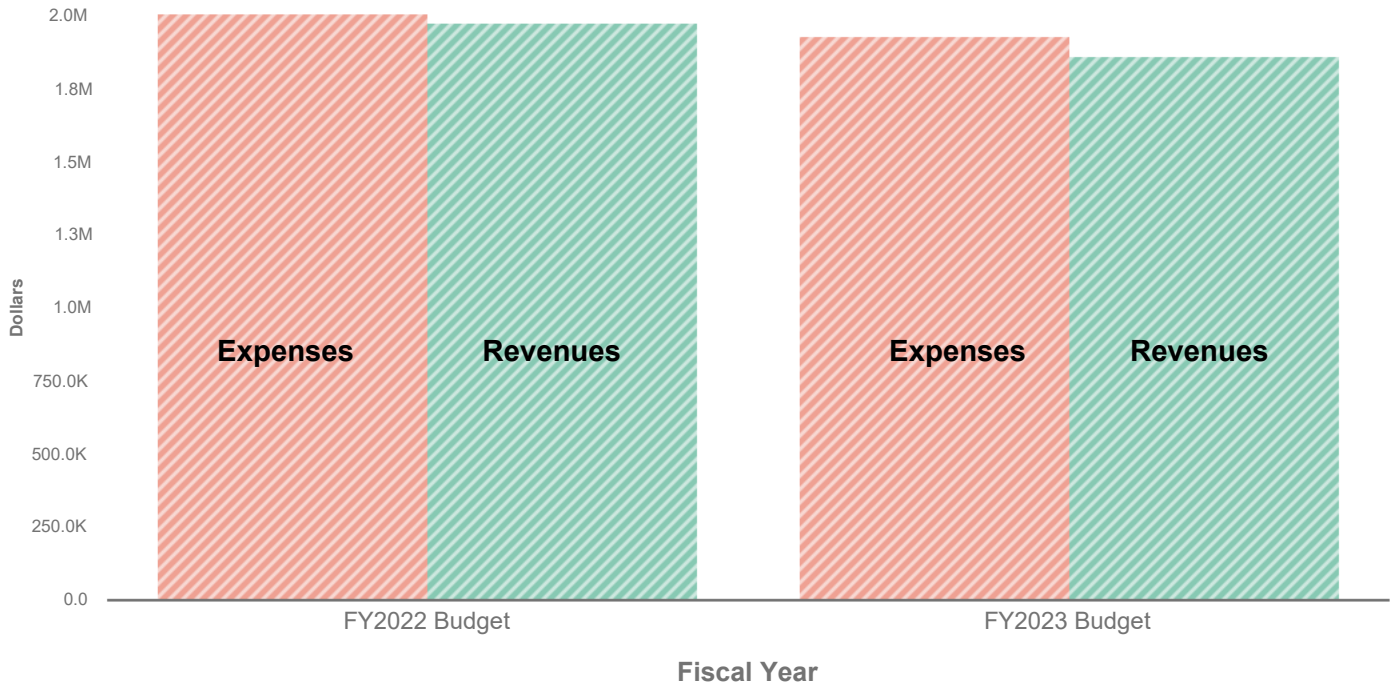
FY2023 Capital Projects Fund Budget

Capital Projects Fund Budget	FY2022 Budget	FY2023 Budget
▼ Revenues	\$ 2,164	\$ 1,274
▼ Investment Income	2,164	1,274
(4500) Interest Income	2,164	1,274
▼ Expenses	297,000	909,000
▼ Capital Outlays	297,000	909,000
(5750) Capital Outlays - Equipment	42,000	42,000
(5755) Capital Outlays - Computers	0	22,000
(5765) Capital Outlays - Building & Improvements	255,000	502,000
(5775) Capital Outlays - Vehicle	0	343,000
Revenues Less Expenses	\$ -294,836	\$ -907,726

Data filtered by Types, Capital Projects and exported on April 6, 2022. Created with OpenGov

FY2023 SHARE Operating Fund Budget

Visualization



Data filtered by Types, SHARE, Operating and exported on April 6, 2022. Created with OpenGov

FY2023 SHARE Operating Fund Budget

SHARE Operating Fund Budget	FY2022 Budget	FY2023 Budget
▼ Revenues	\$ 1,980,165	\$ 1,863,492
▼ Other Revenues	214,256	48,702
(4688) CARLI Cataloging Project	165,000	0
(4650) Miscellaneous Income	0	6,200
(4660) Grant Administration	36,881	30,127
(4678) SAM	12,375	12,375
▼ Fees for Services and Materials	1,465,771	1,514,715
(4305) Fees for Services and Materials	0	75,168
(4380) eResources Subscription	156,389	145,864
(4385) SHARE - Basic Fee	1,176,902	1,190,004
(4386) SHARE - Bibliographic Services	78,000	57,532
(4387) SHARE - Add'l Module Fee	44,050	41,800
(4388) SHARE - Transitions Fee	10,429	4,347
▼ Investment Income	138	75
(4500) Interest Income	138	75
▼ Inter-Company Transfers	300,000	300,000
(4999) Transfers From Other Funds	300,000	300,000
▼ Expenses	2,006,338	1,932,846
▼ Personnel	1,310,992	1,203,476
(5000) Library Professionals	657,715	551,016
(5010) Other Professionals	223,065	250,637
(5020) Support Services	113,890	164,306
(5027) Leave Payoffs-Library Professional	31,211	0
(5030) Social Security Taxes	78,517	73,896
(5035) Unemployment Insurance	2,872	1,480
(5040) Workers' Compensation	575	603
(5045) Retirement Benefits (IMRF)	27,230	8,263
(5050) Health, Dental and Life Ins	169,708	149,646

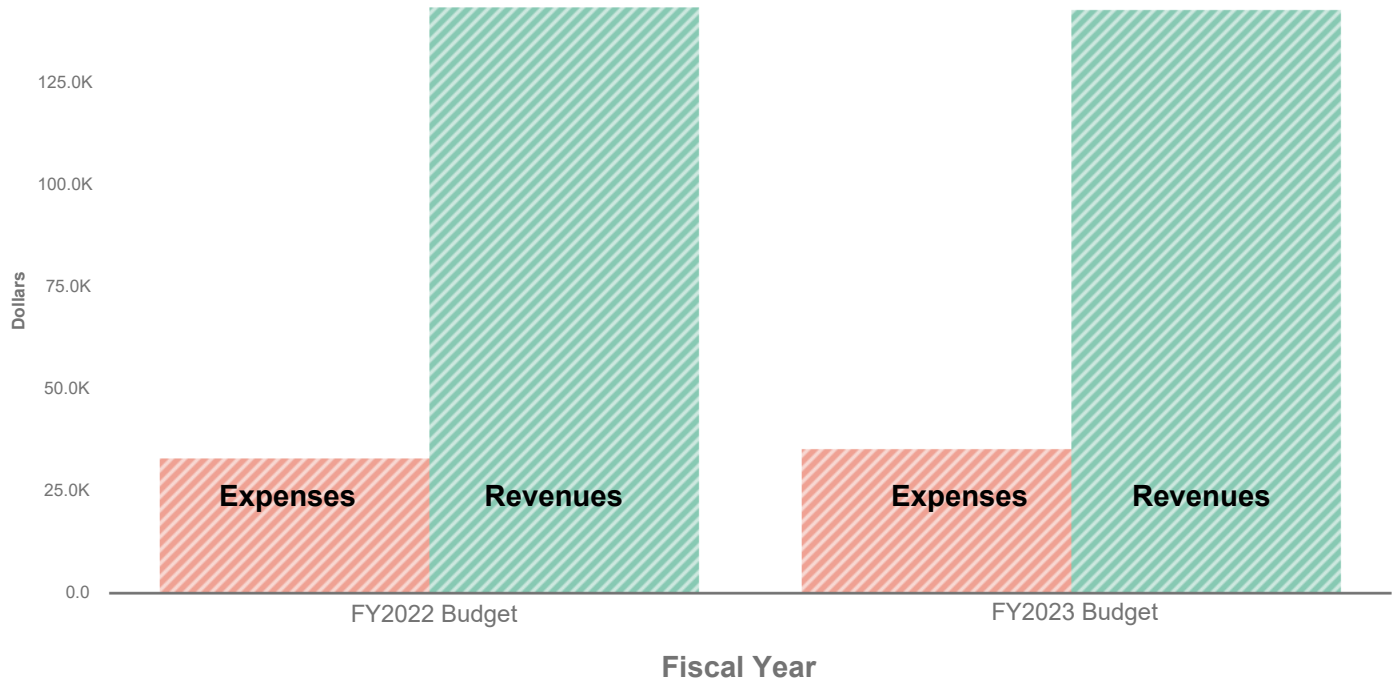
SHARE Operating Fund (continued)	FY2022 Budget	FY2023 Budget
(5058) Training & Professional Development	1,200	1,200
(5070) Recruiting	5,010	2,430
▼ Library Materials	156,389	223,990
(5100) Printed Materials	0	78,626
(5120) E-Resources	156,389	145,364
▼ Vehicle Expenses	162	2,100
(5200) Fuel	162	2,100
▼ Travel, Meetings, & Continuing for Staff & Board Members	33,009	35,548
(5250) Mileage,Gas & Tolls In-State	1,800	2,500
(5260) Meals-In-State	775	3,373
(5265) Lodging-In-State	2,276	8,487
(5275) Travel-Out-of-State(Airfare,Train,etc)	5,720	3,200
(5280) Meals-Out-of-State	4,175	2,357
(5285) Lodging-Out-of-State	10,528	6,222
(5290) Registration & Meetings, Other Fees	7,735	9,409
▼ Public Relations	550	6,750
(5330) Public Relations	550	6,750
▼ Supplies, Postage, & Printing	72,350	32,000
(5360) Computer Software & Supplies	71,000	21,800
(5365) Gen'l Office Supplies & Equipment	1,000	9,850
(5370) Postage	350	350
▼ Telephone & Telecommunications	24,790	22,148
(5400) Telephone & Telecommunications	24,790	22,148
▼ Equipment Rental, Repair & Maintenance	2,972	3,065
(5455) Equipment Repair & Maintenance	2,972	3,065
▼ Professional Services	20,975	14,750
(5500) Legal	2,500	1,000
(5510) Accounting	11,475	11,750
(5520) Consulting	7,000	2,000
▼ Contractual Services	239,729	244,533
(5550) Information Service Costs	236,213	242,208

SHARE Operating Fund (continued)	FY2022 Budget	FY2023 Budget
(5580) Other Contractual Services	3,516	2,325
▼ Professional Membership Dues	1,560	1,625
(5700) Prof Assoc Membership Dues	1,560	1,625
▼ Miscellaneous	360	360
(5725) Miscellaneous	360	360
▼ Inter-Company Transfers	142,500	142,500
(5999) Transfer to Other Funds	142,500	142,500
Revenues Less Expenses	\$ -26,173	\$ -69,353

Data filtered by Types, SHARE, Operating and exported on April 6, 2022. Created with OpenGov

FY2023 SHARE Reserve Fund Budget

Visualization



Data filtered by Types, SHARE, Unrestricted - Reserve Fund and exported on April 6, 2022. Created with OpenGov

FY2023 SHARE Reserve Fund Budget

SHARE Reserve Fund Budget	FY2022 Budget	FY2023 Budget
▼ Revenues	\$ 143,382	\$ 143,100
▼ Investment Income	882	600
(4500) Interest Income	882	600
▼ Inter-Company Transfers	142,500	142,500
(4999) Transfers From Other Funds	142,500	142,500
▼ Expenses	33,375	35,722
▼ Contractual Services	33,375	35,722
(5550) Information Service Costs	29,875	35,722
(5580) Other Contractual Services	3,500	0
Revenues Less Expenses	\$ 110,007	\$ 107,378

Data filtered by Types, SHARE, Unrestricted - Reserve Fund and exported on April 6, 2022. Created with OpenGov